



ENGLISH EDITION

STANDUP

TO IMPROVE POSTURE AND SOCIAL LIFE

Refundable models by the national sanitary systems in Europe

The Series offer various solutions to satisfy the personal needs of a large number of users.

Easy tool-free adjustment

The aid is suitable for users who are 140 to 200 cm tall and weighing up to 140 kg.



CE

The model shown is code AV 11 4410



FOR EASIER ACCESSIBILITY:

<1> Access to the aid is made easier and safer by the alignment of the seat with the original seating position. When transferring from the wheelchair to the standing aid, the seat, unlike the old model, can always remain horizontal and align to the user's seating level by adjusting the aid height.

<2> The sliding footplates, which are independent and adjustable in depth, reduce the distance between the person in the wheelchair — or sitting — and the base of the structure. This helps transfer the user's feet onto the standing aid. The footplates can be adjusted even when the user is on them.



1 - ADJUSTING THE STRUCTURE IN HEIGHT:

the support structure adapts to the user's height easily and with no effort as it is operated electrically or by gas spring. Adjustment can also be made by the user in a quick and easy way, with no need for external help even when they are already standing. The knee, lateral and trunk supports are adjusted accordingly, for greater safety and comfort of the user.

For more information:

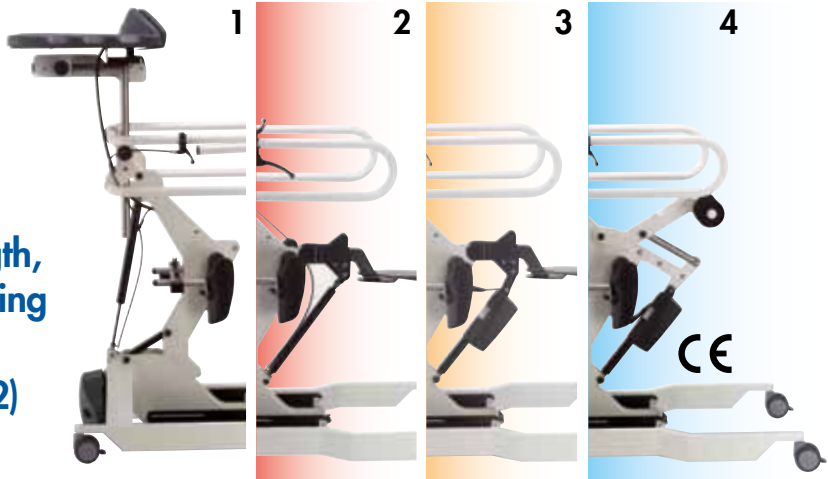


ENGLISH EDITION

STANDUP

FIVE BASIC MODELS

Depending on their level of strength, users can assume a vertical standing position manually(1), or with the help of a gas spring(2) or motor operated seat(3) or with an electric motor-assisted harness for more restraint and stability(4).




- Manual - AV 11 1110
- lift by gas spring and seat - AV 11 4210
- electric lift with seat - AV 11 4310
- electric lift with harness - AV 11 5310

All models above illustrated have a gas spring height adjustment. Another item code **AV 11 4410** available with electric height adjustment.

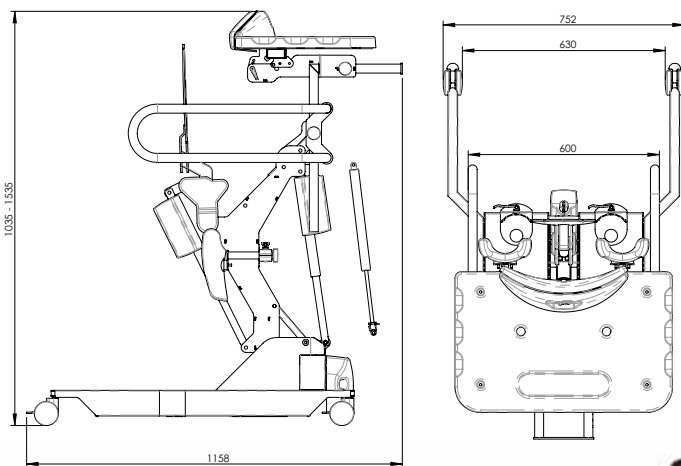
FITTING THE "SHAPED POCKET" ACCESSORY To further ease accessibility

<3> The elongated seat is inserted into the shaped pocket located under the anti-decubitus cushion. It may be advisable that the user is watched or assisted by a carer if they are not strong enough to insert the seat into the shaped pocket.



POCKET FOR LONG SEAT
helps transfer from the wheelchair

TECHNICAL DATA



DESCRIPTION	STAND UP SERIES
Power-assisted lift	electric
Structure height adjustment	electric or gas
Overload protection	electronic
Overload indicator	acoustic and visual
Parking brake	on all 4 castors
Frame height from ground	31 mm
Operation time (lift)	about 30 lift cycles with user weighing 140 kg and charged batteries
Average battery charging time	6-8 hours
Battery charging level on equipment	multi-color display on equipment
Auto off	as standard
Fault diagnostics and maintenance	on display

ref. code AV 11 4310 - AV 11 4410

The STAND UP models are ready to be fitted with a series of accessories.



The standing up sequence shown using the model - code AV 11 5310



REHABILITATION and MEDICAL EQUIPMENT